

PARMA



Fabryka Frontów Meblowych



| | |
|------------------|-------|
| grubość szuflada | 18 mm |
|------------------|-------|

| | |
|---------------|-------|
| grubość front | 18 mm |
|---------------|-------|

| | słoje pionowo * | słoje poziomo * |
|----------------|-----------------|-----------------|
| max. wysokość | 2500 | 1243 |
| max. szerokość | 1243 | 2500 |

* nie dotyczy folii poprzecznych

wykończenie :

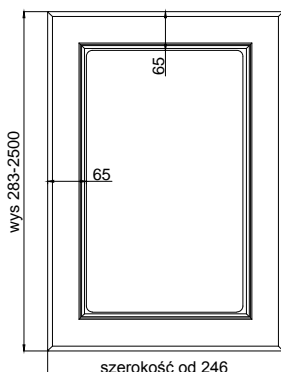
| | |
|-------------------------------------------|-----|
| folie jednobarwne, drewnopodobne i matowe | TAK |
|-------------------------------------------|-----|

| | |
|----------------------|-----|
| folie wysokopółgłowe | --- |
|----------------------|-----|

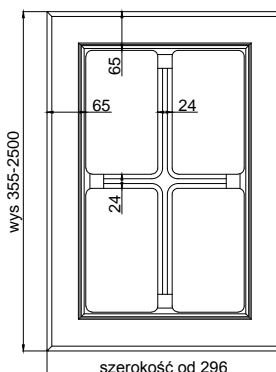
| | |
|---------------|-----|
| lakier matowy | TAK |
|---------------|-----|

| | |
|---------------------------------------|-----|
| możliwość patynowania (folia, lakier) | TAK |
|---------------------------------------|-----|

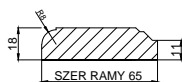
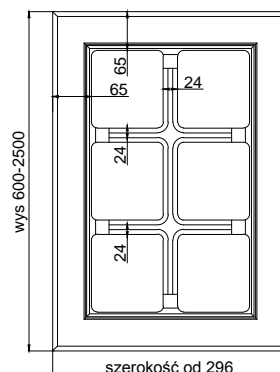
witryna



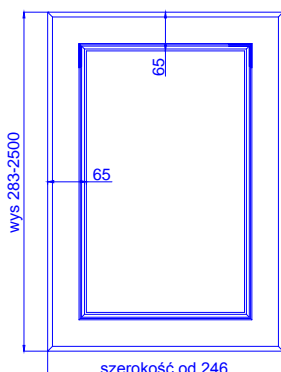
szpros 4 okna



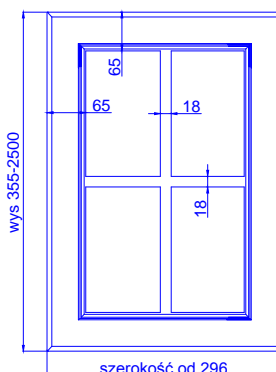
szpros 6 okien



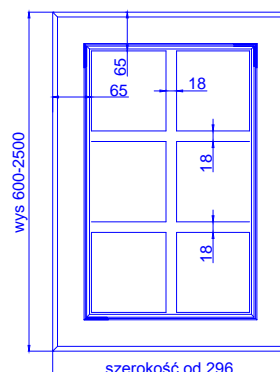
witryna ostre narożniki



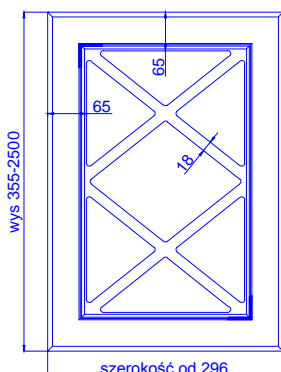
szpros B 4 okna



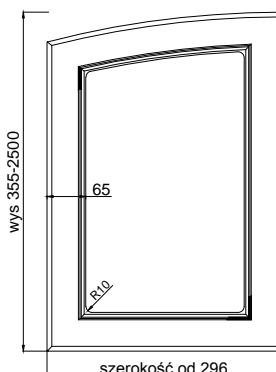
szpros B 6 okien



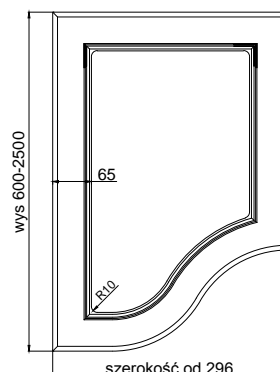
szpros X



witryna komplet



witryna dwa łuki



na niebiesko zaznaczono elementy dostępne tylko w lakierze